



Right Care – Good Housing - Dogs

by Denaë Wagner DVM, MPVM



The Housing Unit is the Foundation of Right Care

- **It is where animals spend most of their time**
- **Affects our ability to provide care timely, humanely and safely**
- **Is a space smaller than where they lived previously - inherently a restrictive space – stress**
 - Can have profound effects on animal's health and behavior
 - Eli's kennel housing



Good News

We can provide good housing in our shelter environments for the vast majority of animals that need to enter the shelter

- Keep animals healthy and happy

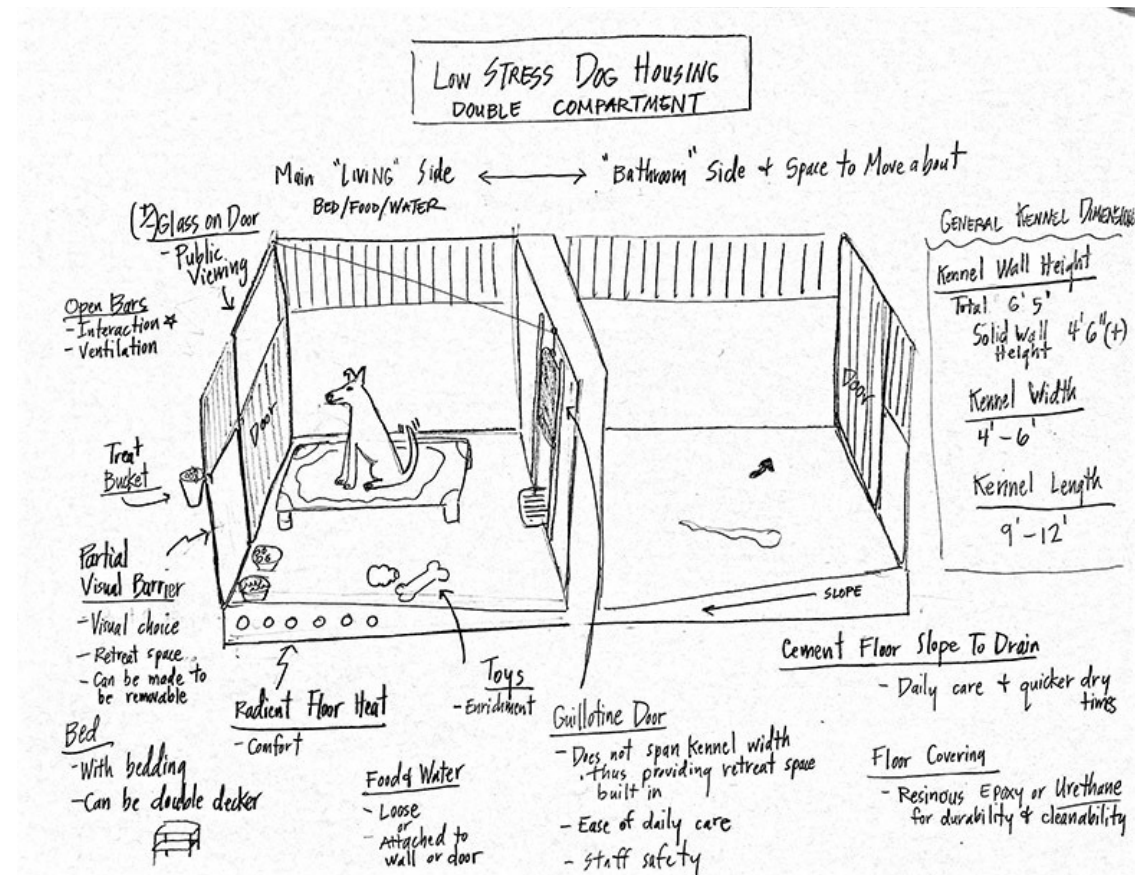


Right Care - Good Dog Housing

- Double compartment:



Double Compartment Housing Provides Main Living Area and Bathroom Area



Research - Dog Elimination Study

- 579 dogs, 4440 care days
- Dogs housed in double compartment front to back kennels, indoor/indoor in an animal shelter
- Dogs were walked 2-3x daily

Did dogs use their kennels to urinate and defecate in?

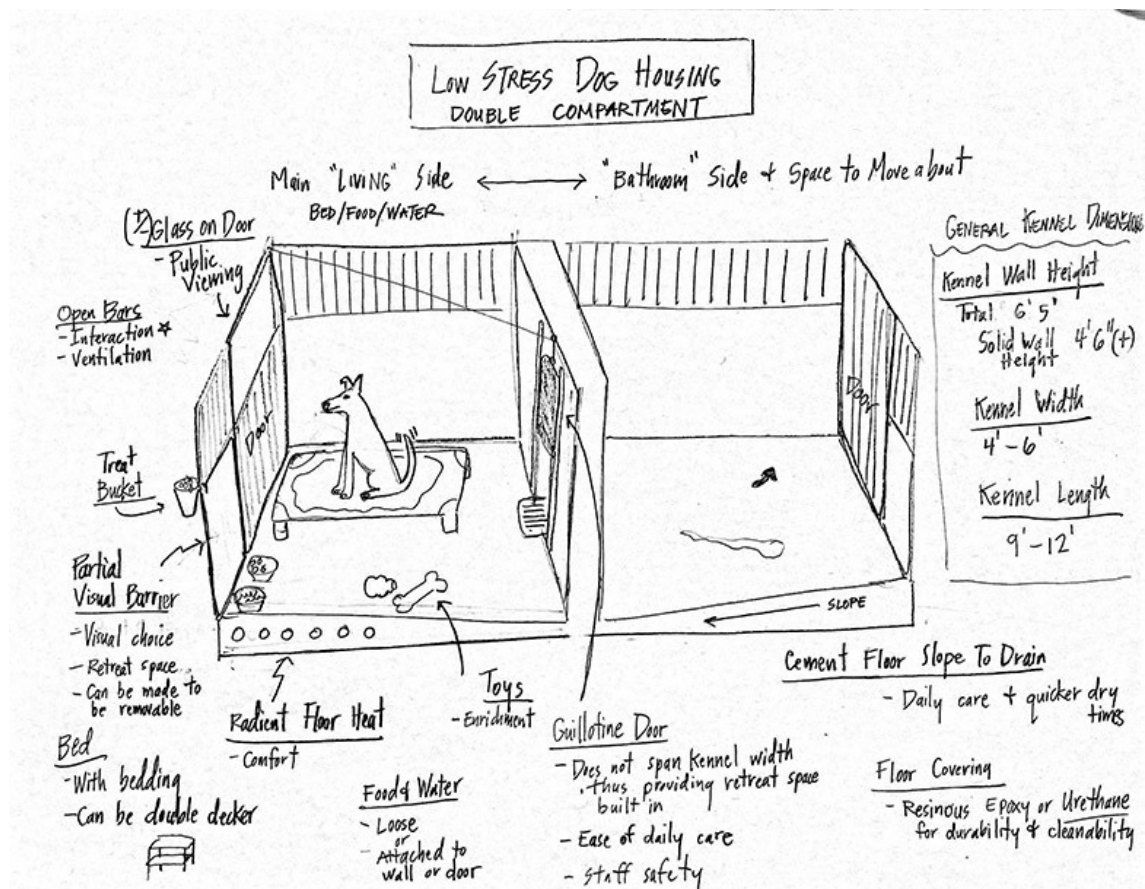
- **Yes, over half of the time dogs eliminated in their kennels (2584 care days, 58% of the time)**
 - Of those dogs - over 70% eliminated away from their bed/food/water side
 - Natural behavior – dogs will choose to eliminate away from bed/food/water side... if given the choice

Elimination Behavior of Shelter Dogs Housed in Double Compartment Kennels

<https://doi.org/10.1371/journal.pone.0096254> , Published: May 13, 2014



Double Compartment Housing Allows Daily Care with Minimal Handling



Good Housing: Provide Variety of Housing

- **Kennels**
 - Width: 4' wide ok, and 5' and 6'+ width are better - more options - enter the kennel to spend time with the dog within housing.
 - Indoor/outdoor – provides more choice for dogs
 - Indoor/indoor is ok too
 - Can often retrofit single kennels to double compartment (front to back or side to side)
- **Real life rooms**
 - Generally quieter housing spaces, allows ease of spending time with dog in housing space
 - Can be isolating
 - Can retrofit some existing single kennel rooms to provide bathroom space
- **Cage housing**
 - 6' wide minimum, 28" deep and about 30" tall.
 - Double compartment needs to be side to side (not front to back)
 - Puppy portal available to retrofit existing single cage housing to double compartment
- **Have alternative housing readily available**
 - Within shelter – be at 80% capacity or less(provides staff with housing placement choices)
 - Foster and may be housing of choice



Good Housing - The Housing Set Up

- **Set up with living side and bathroom side**
 - Bed/Food/Water on one side
 - Bathroom on the other
- **Bed and bedding**
 - Off the floor
 - Bedding appropriate for individual dogs needs
 - Small dogs – enough bedding to get cozy undercover
 - Double decker beds provide elevated space
- **Allow interaction at housing door**
 - Open bars – treats, smells, interaction by staff and potential adopters
- **Retreat space**
 - Within housing: Bed type
 - Guillotine doors that do not span the width of the kennel
 - Partial panels for visual choice at the kennel or cage door
- **Temperature regulation**
 - Warm/cool - Blankets and open floor space
 - In floor heat in half of the kennel
 - Misters in outdoor kennels – can drop temp by ~10 degrees
 - Saloon style dog doors to keep conditioned air inside
- **Toys**
 - Kongs, food dispensers, etc
- **Cleanable Furniture**
 - Real life rooms

DIY Housing guide:

<https://www.sheltermedicine.com/library/diy-housing-accessories/>




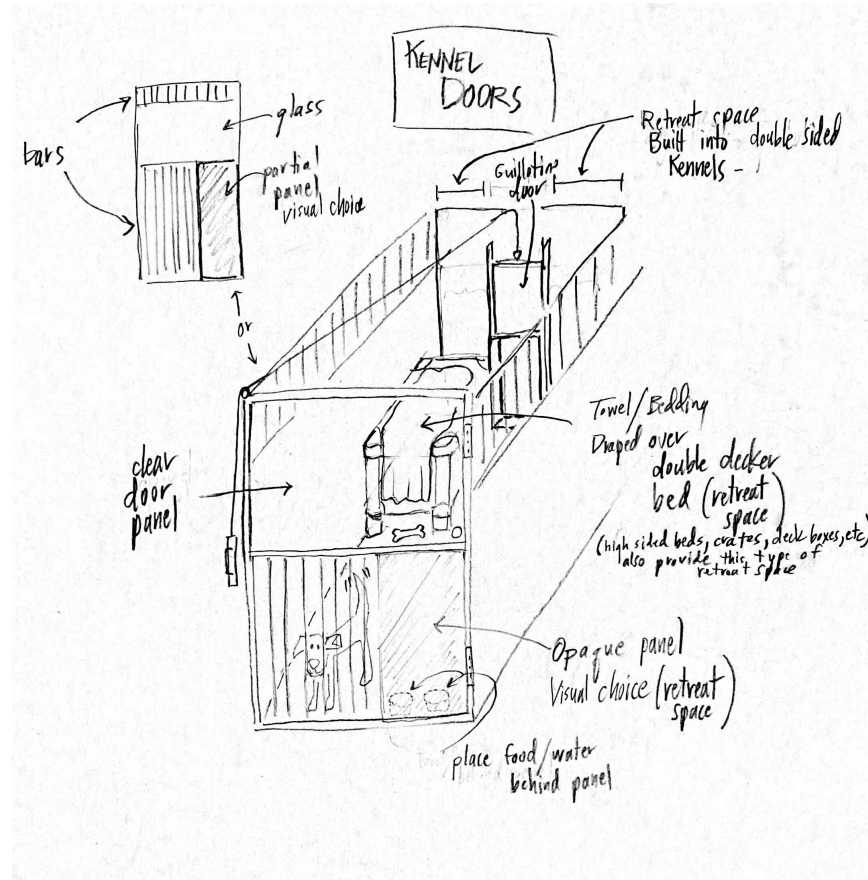
Good Housing - Retreat Space:

- Provide it
 - High sided bed
 - double decker bed
 - Crate/kennel or ½ crate
 - Deck box
 - Guillotine door- not full width (Indoor/Indoor)



Good Housing – Kennel Door:

- Provide ability to interact – generally bars of some type
- Allows good ventilation
- Can be “hybrid” type door with glass viewing and lower and/or upper bars
- Provide visual choice at the door, usually means some type of partial visual barrier
 - Midmark(Shorline) sells individual panels



Doors that Provide Less Choice:



Yes, but...This is the Housing We Have

- **Poor housing is a physical impediment to all our good work. Costly: labor resources, time spent in daily care routine (stressful time for animals), inability to spot clean, animals must be handled, staff less safe, disease and disease transmission risks, animals more stressed and present poorly -public perception of care, mismatch of being welfare providers and housing in shelters that doesn't meet animals needs.**
- **Much of existing housing can be retrofitted**
 - Pass throughs – portals in cages, addition of guillotine doors in kennels, provision of bathroom space in real life rooms
- **Lots of new animal shelters being planned for and built**
 - Prevent building new shelters with poor housing
 - Last week I was portalizing in a brand new facility – not even open yet - that had new, expensive, very nice looking poor housing



Good Housing is the Foundation of Right Care

- **Provide good housing**
 - Gives team opportunity to do great work
 - Meet animal's basic needs- built in
 - Happy and Healthy animal populations
- **Housing set up**
 - Tailor to individual needs
 - Provide comfort and further reduce stress
 - Monitor - daily rounds super helpful
- **Housing limitations**
 - All shelter housing is restrictive - even our best, most expensive, most beautiful
 - Shelter stays- keep them as short as possible
- **Have alternative housing readily available**
 - Housing variety within the shelter – 80% capacity of housing or less
 - Other housing options – foster, etc.





— MADDIE'S® —
**MILLION PET
CHALLENGE**

TEAMING UP FOR PETS & PEOPLE

